

Investment Objective

To generate income and increase the amount invested by investing in a globally diversified portfolio of government bonds and currencies.

Investment Philosophy & Process

We believe that if we hold a portfolio of high real yielding bonds and currencies that are undervalued according to their real exchange rate that over time this will prove rewarding. At the heart of Colchester's value-oriented philosophy is the belief that investments should be valued in terms of the income they will generate in real terms. Our approach is based on the analysis of inflation, real interest rates and real exchange rates supplemented by an assessment of sovereign financial balances. Portfolios are constructed to benefit from those opportunities with the greatest relative investment potential for a given level of risk.

Fund Facts

Benchmark¹: FTSE World Government Bond Index AUD Hedged
Target: Outperform the benchmark by 2% p.a. gross of fees over full economic cycle 5-7yrs in length.

Fund Inception: 9 December 2016 FUM: \$642.2m

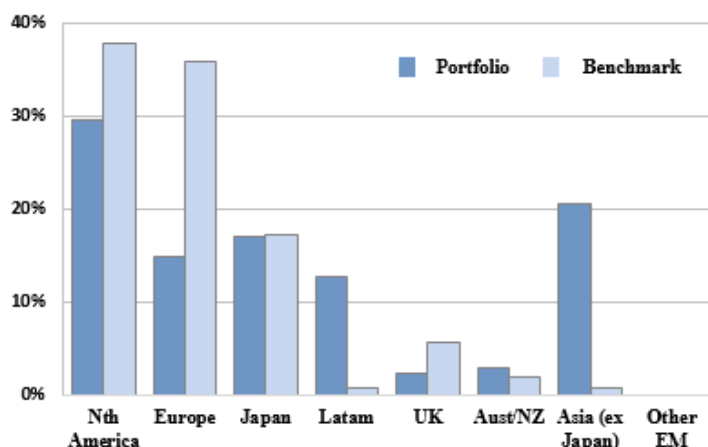
Management Fee: 0.60% p.a. Distributions: Quarterly

Buy/Sell Fee: Nil Liquidity: Daily

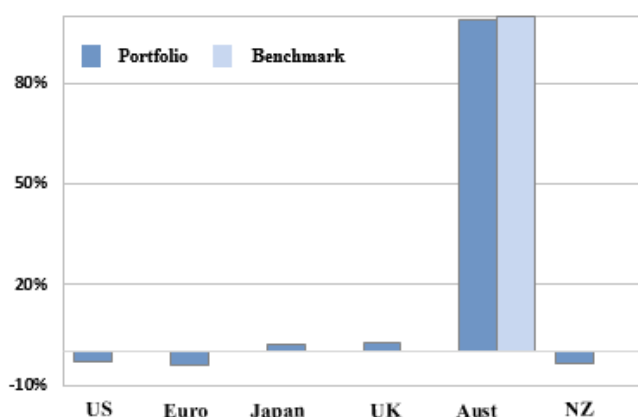
Application: As per platform minimum or \$1million wholesale direct Platforms:

AMP North, Portfolio Care, Summit & iAccess, Asgard, Ausmaq, BT Panorama, BT Wrap, CFS FirstChoice & FirstWrap, Grow Wrap, HUB24, IOOF Pursuit, eXpand & FinHQ, Macquarie Wrap, Mason Stevens, MLC Wrap & Navigator, Netwealth, Oasis, OneVue Wrap, Portfolio One, PowerWrap, Praemium, uXchange, WealthO2Super, Xplore Wealth.

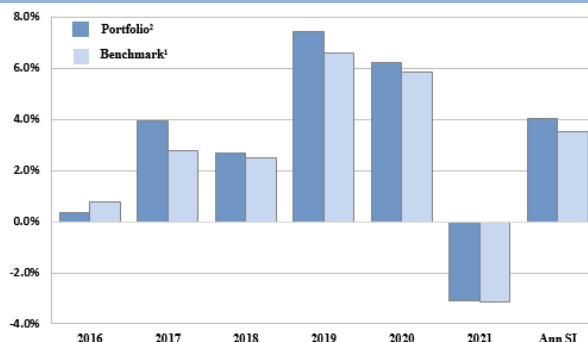
Country Exposure (%)



Currency Exposure (%)



Gross Performance



Total Return ³	2016 ²	2017	2018	2019	2020	2021	Ann SI ⁴
Gross Returns	0.36%	3.95%	2.68%	7.46%	6.23%	-3.08%	4.02%
Benchmark ¹	0.78%	2.79%	2.51%	6.63%	5.87%	-3.13%	3.53%
Relative Gross	-0.42%	1.16%	0.17%	0.84%	0.37%	0.05%	0.49%

Fund Characteristics

	Portfolio ²	Benchmark ¹
Duration	7.28	8.48
Flat Yield (unhedged)	2.42	1.67
Yield to Maturity (unhedged)	1.52	0.54
Average Coupon	2.61	2.00
Average Credit Rating	AA-	AA

Top 5 Bond Holdings

1	US Treasury 1.5% 15 Aug 2026
2	Japanese Government 0.1% 20Sep2029
3	US Treasury Inflation IX 2.125 15Feb2041
4	US Treasury N/B 0.125% 15May2023
5	Japanese Government 0.3% 20Jun2039

Top Active Bond Positions

Portfolio Exposure	% Relative to Benchmark	Current % of Portfolio
Overweights		
1 Singapore	+9.21	9.57
2 Mexico	+8.19	8.86
3 Malaysia	+4.04	4.44
Underweights		
1 Europe	-20.75	13.56
2 United States	-8.86	27.23
3 UK	-3.22	2.31

Top Active Currency Positions

Portfolio Exposure	% Relative to Benchmark	Current % of Portfolio
Overweights		
1 Malaysia Ringgit	+4.50	4.50
2 Swedish Krona	+2.63	2.63
3 British Pound	+2.46	2.46
Underweights		
1 Euro	-4.15	-4.15
2 Swiss Franc	-3.75	-3.75
3 New Zealand Dollars	-3.71	-3.71

Monthly Performance Commentary

The fund returned -0.37% over the month, underperforming the benchmark which returned -0.21%. Bond selection detracted -0.40% from relative returns, while currency selection added 0.25%. The top three bond detractors from relative returns were the overweight positions in Mexico, Colombia and Singapore. The top three positive currency contributors to relative returns were the short positions in Swiss Franc, New Zealand Dollars and Euro.

Market Commentary

The outlook for the global economy has improved as confidence in the vaccine rollout, supportive fiscal, and accommodative monetary policies continued to push the theme of a strong recovery in 2021. Bond yields have continued to rise; returning to levels witnessed just before the beginning of the pandemic. The total return of the FTSE World Government Bond Index in USD hedged terms was -0.2% in the month of March, ending the quarter with a negative return of -3.1%. In unhedged terms, total returns for March and the quarter were -2.1% and -5.7% respectively; comparatively weaker given the relative strength of the US dollar thus far in 2021.

In the US, the prospect of resuming normal economic activity, the surge in money supply and significantly larger than expected fiscal spending have sparked a debate as to whether the economy will overheat leading to rising inflationary pressures. President Biden's fiscal package of USD1.9trn was approved by Congress and the President also launched his heavily anticipated infrastructure package at the end of March. The proposal contains USD2trn in infrastructure investments and manufacturing subsidies and is likely to spark intense political debate. The latest unemployment rate of 6.2% in February is down from a high of 14.8% last year and is likely to fall further as the economy reopens in the coming months. Inflation has risen and is likely to rise further due to the base effect of the oil price collapse in early 2020 but the Federal Reserve has stated it will be patient in withdrawing support for the economy. The back up in yields resulted in the US Treasury market returning -4.3% over the quarter.

In Europe, performance of government bond markets fared better than that of the US in local terms. For the quarter, German, French and Italian Bonds returned -2.4%, -3.0% and -0.9% respectively. The relatively slower vaccine rollout is expected to delay economic recovery in the region but the UK is an exception, with a much larger portion of its population having received a Covid-19 vaccine. The significant underperformance of the UK market at -7.8% over the quarter, in part, reflects the relatively clearer path of economic reopening and recovery and a somewhat hawkish Bank of England.

In Asia, the Chinese government bond market was an outlier in terms of performance, gaining +0.5% over the quarter. Anticipation of index inclusion in the FTSE World Government Bond Index from October of this year helped to support the bond market as well as the Chinese currency. Elsewhere in the region, the increase in the cap on government borrowing in Singapore led investors to push yields higher on Singapore government bonds. It was a notable underperformer over the quarter with a return of -5.6%.

Against the strength of the US dollar, few currencies really held up over the past quarter. The Canadian dollar and Norwegian krone were marginally stronger over the period, probably supported by higher commodity prices, gaining 1.4% and 0.3% respectively. The British pound was another outperformer, strengthening by 0.9%. The euro and Japanese yen however were weaker by -3.9% and -6.6% respectively as the ECB and BoJ continued to reiterate a dovish tone on monetary policy. Other currencies generally weakened somewhat, with the Mexican peso down by -2.6% and Korean won returning -4.0%.

Contact

Administration & Client Servicing Enquiries:

Colchester Global Client Services
GPO Box 804, Melbourne, VIC 3001
Phone: +61 3 9046 4040
Email: colchester@onevue.com.au

Sales & Marketing Enquiries:

Angela MacPherson
Head of Distribution Australia
Phone: +61 431 075 024

Monica Hood
Business Development Manager
Phone +61 431 478 780

Email: MarketingClientServiceAUS@colchesterglobal.com

Web: www.colchesterglobal.com.au

Disclaimers

1. FTSE World Government Bond Index 100% hedged in Australian dollars (AUD) formerly Citigroup World Government Bond Index 100% hedged in AUD. Source: London Stock Exchange Group plc and its group undertakings (collectively, the "LSE Group"). © LSE Group 2018. FTSE Russell is a trading name of certain of the LSE Group companies. "FTSE®" is a trademark of the relevant LSE Group companies and is used by any other LSE Group company under license. "TMX®" is a trademark of TSX, Inc. and used by the LSE Group under license. All rights in the FTSE Russell indexes or data vest in the relevant LSE Group company which owns the index or the data. Neither LSE Group nor its licensors accept any liability for any errors or omissions in the indexes or data and no party may rely on any indexes or data contained in this communication. No further distribution of data from the LSE Group is permitted without the relevant LSE Group company's express written consent. The LSE Group does not promote, sponsor or endorse the content of this communication. 2. Colchester Global Government Bond Fund – Class I whose inception date was 9 December 2016. 3. Total Fund Return comprises Growth and Income Return; and is reported gross of fees. 4. Annualised returns since inception. Past performance is not a good indicator of future performance.

This document is prepared by Colchester Global Investors (Singapore) Pte. Ltd (ABN 58 159 947 583). Equity Trustees Limited (ABN 46 004 031 298, AFSL 240975), a subsidiary of EQT Holdings Limited, a publicly listed company on the Australian Securities Exchange (ASX: EQT), is the Responsible Entity of the Colchester Global Government Bond Fund (ARSN 168 909 671) (the "Fund"). This document is not intended to be securities or financial product advice and should not be relied upon as such. To obtain a copy of the Fund's PDS please contact Colchester. The PDS should be considered in deciding whether to acquire, or continue to hold, an investment in the Fund. This information is of a general nature only and does not take into account the investment objectives, financial situation or particular needs of any investor and should not be taken as a securities or stock recommendation. These factors should be considered before any investment decision is made in relation to the Fund. The performance of the Fund is not guaranteed. Colchester, Equity Trustees Limited and their related parties, their employees and directors make no representation (express or implied) and shall have no liability in any way arising from the provision of this document for any loss or damage, direct or indirect, arising from the use of this document.

Valuation and returns have been calculated in AUD as at month end. The WM-Reuters exchange rate used by the index provider in compiling their index is the predominant exchange rate used in valuing the Portfolio. The portfolio's guidelines and investment management fees are set out in PDS of the fund. Please refer to Equity Trustees (EQT) for further details <https://www.eqt.com.au/>.

Colchester Global Investors (Singapore) Pte. Ltd is registered in Singapore, Company Registration No: 201202440M. Registered Office: 6 Battery Road #40-02A, Six Battery Road, Singapore 049909. Colchester Global Investors (Singapore) Pte. Ltd holds a capital markets services licence in fund management issued by the Monetary Authority of Singapore pursuant to the Securities and Futures Act, Chapter 289 of Singapore. Colchester Global Investors (Singapore) Pte. Ltd is exempt from the requirement to hold an Australian financial services licence under the Corporations Act 2001 (Cwlth) in respect of financial services provided to wholesale clients in Australia. Colchester Global Investors (Singapore) Pte. Ltd. is regulated by the Monetary Authority of Singapore under Singaporean laws which differ from Australian laws. Therefore, Australian wholesale clients are not necessarily subject to the same types of legal protections or remedies that they would enjoy if Colchester was directly subject to the Corporations Act. Colchester is entitled to offer its financial services in Australia pursuant to an exemption from the requirement to hold an Australian Financial Services Licence under the Corporations Act, on the basis, among other things, that the clients are "wholesale clients" within the meaning of the Corporations Act.

The Average Coupon, as it relates to any inflation-linked bonds in the Portfolio or Benchmark, has not been adjusted for the impact of inflation on such coupons. From April 2020, the presentation of the Average Coupon of the Portfolio, which had previously incorporated the impact of the indexation factor, was amended to reflect this methodology.