

The Colchester Global Government Bond Fund - Class I

APIR Code ETL5525AU

As of 31/03/2024



Fund Overview

The Colchester Global Government Bond Fund seeks to deliver growth and income to investors whilst offering the defensive characteristics of a global sovereign bond portfolio over the medium term. We believe that if we hold a portfolio of high real yielding bonds and currencies that are undervalued according to their real exchange rate that over time this will prove rewarding. At the heart of Colchester's value-oriented philosophy is the belief that investments should be valued in terms of the income they will generate in real terms. Our approach is based on the analysis of inflation, real interest rates and real exchange rates supplemented by an assessment of sovereign financial balances. Portfolios are constructed to benefit from those opportunities with the greatest relative investment potential for a given level of risk.

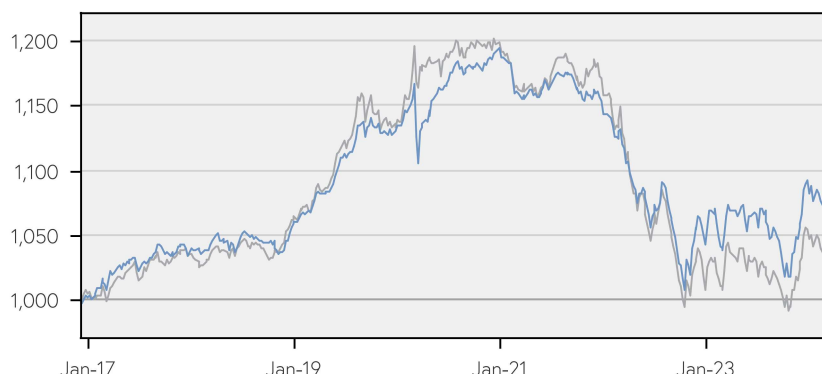
CUM Unit Price (31/03/2024)	Current Distribution p.a.	Net Annual Return Since Inception p.a.	Net Total Return Since Inception	Fund Size (\$million)
0.8046	3.00%	1.07%	8.11%	918 AUD

Colchester Overview

- Privately owned specialist sovereign bond and currency asset manager.
- Founded by Chairman & CIO Ian Sims in 1999.
- Time proven value-oriented fixed income strategies.
- Highly experienced and stable team with a globally recognised track record.
- Strong client alignment with the investment team investing in the strategies & the company.

Growth of 1,000 AUD Invested at Inception

■ Fund ■ Benchmark



Net Performance (%)

	1M	3M	6M	YTD	1Y	Annualised		
						3Y	5Y	S.I.
Fund	0.36%	-1.06%	5.35%	-1.06%	1.22%	-2.18%	-0.03%	1.07%
Benchmark	0.67%	-0.63%	4.59%	-0.63%	1.08%	-3.36%	-0.76%	0.64%
Relative	-0.30%	-0.43%	0.76%	-0.43%	0.13%	1.18%	0.73%	0.43%

Calendar Year Net Performance (%)

	2017	2018	2019	2020	2021	2022	2023	YTD
Fund	3.34%	2.07%	6.82%	5.60%	-3.36%	-9.59%	4.78%	-1.06%
Benchmark	2.79%	2.51%	6.63%	5.87%	-2.38%	-13.85%	4.62%	-0.63%
Relative	0.54%	-0.44%	0.19%	-0.27%	-0.98%	4.26%	0.16%	-0.43%

Past performance is not an indicator of future performance

Key Information

Fund Inception	09/12/2016
Benchmark	FTSE World Government Bond Index (AUD Hedged)
Management Fee	0.60%
Buy/Sell Fee	Nil
Distributions	Quarterly Distribution
Liquidity	Daily
Min Application	\$1m or as per platform
Min Additional	\$100k or as per platform

Platform Listings

AMP North/MyNorth	BT Wrap	IOOF Pursuit	OneVue Wrap
AMP Portfolio Care	Colonial FirstChoice	Macquarie Wrap	Portfolio One
AMP Summit	Colonial FirstWrap	Masons Stevens	PowerWrap
AMP iAccess	Grow Wrap	MLC Navigator	Praemium
Asgard	HUB24	MLC Wrap	uXchange
Ausmaq	IOOF eXpand	Netwealth	WealthO2
BT Panorama	IOOF FinHQ	Oasis Wrap	Xplore Wealth

Fund Characteristics

	Fund	Benchmark
Yield to Maturity (Unhedged)	5.08%	3.45%
Running Yield (Unhedged)	3.97%	2.47%
Modified Duration (Years)	6.12	7.14
Average Coupon	3.73%	2.41%
Average Credit Quality	AA-	AA

Top 5 Securities Holdings

	Currency	Weight (%)
1. United States 0.25% Jun '25	USD	2.81%
2. Mexico 7.75% Nov '34	MXN	2.25%
3. United States 5% Oct '25	USD	2.23%
4. United States 4.875% Oct '28	USD	2.19%
5. United States 4.375% Nov '28	USD	2.06%

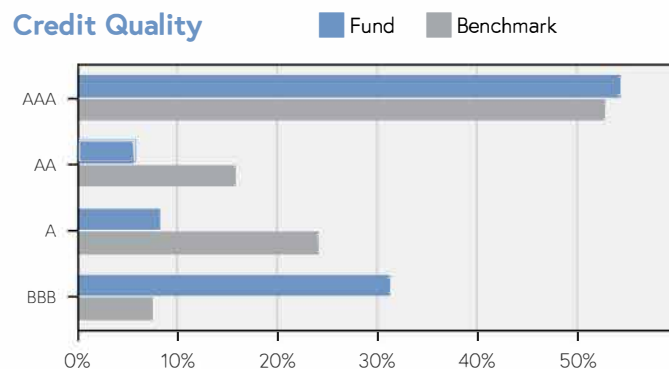
5 Largest Active Positions - Bonds (%)

Country	Fund	Versus Benchmark (%)
Europe	9.64%	-18.98%
Mexico	13.49%	12.67%
United States	31.56%	-10.13%
Japan	2.89%	-8.14%
China	0.00%	-7.78%

5 Largest Active Positions - Currency (%)

Currency	Fund	Versus Benchmark (%)
United States Dollar	-7.11%	-7.11%
Swedish Krona	5.12%	5.12%
Euro	-4.92%	-4.92%
Norwegian Krone	4.29%	4.29%
New Zealand Dollar	-3.94%	-3.94%

Credit Quality



Commentary

The fund returned 0.41% (gross of fees) over the month, underperforming the benchmark which returned 0.67%. Bond selection detracted -0.17% from relative returns and currency selection detracted -0.08%. The top three bond detractors from relative returns were the underweight positions in Europe and United Kingdom and the overweight position in Colombia. The top three currency detractors from relative returns were the long positions in Swedish Krona, Norwegian Krone and Japanese Yen.

The first quarter of 2024 saw slightly negative returns from bond markets as expectations of rate cuts from the major central banks were pushed out. Inflation is still falling in most economies, but the rate of decline is slowing and this has led policy makers to maintain a cautious stance and suggest rates may be held higher for longer. The FTSE World Government Bond index returned 0.8% in US dollar hedged terms over the month of March and -0.3% over the quarter as yields rose. In unhedged terms the index returned 0.4% for the month and -2.4% over the quarter as the US dollar strengthened against most of the benchmark currencies.

The economy in the United States continues to perform well. Although the unemployment rate rose slightly to 3.9%, the nonfarm payroll numbers continue to show strong job growth with the figures for February coming in an increase of 275,000. Against the backdrop of a strong economy the latest inflation data showed an increase from 3.1% to 3.2%. Furthermore, the month-on-month rate has accelerated from 0.2% in December to 0.4% in February, suggesting the momentum for inflation to fall further may be slowing. The Federal Reserve kept its policy rate target on hold although they indicated that rates are likely to be lowered later in the year. The US bond market returned 0.6% over the past month and -1.0% for the quarter.

The Bank of Japan was in the headlines this month as it raised interest rates for the first time since 2007. This move formally ended the Negative Interest Rate Policy (NIRP) that the bank had been running since 2016, with the new overnight call rate set within a range from 0.0% to 0.1%. Although this is nothing like the large rate hikes we have seen in other countries it is significant for Japan. The central bank felt able to move as inflation has been above their 2% target for the last two years, and recent wage negotiations in the country underpinned the growing confidence that inflation was becoming more embedded in the system. The negotiations in Japan saw the largest federation of trade unions, Rengo, agree to a 5.28% wage increase over the next fiscal year, the largest in over thirty years. Japanese bonds returned -0.2% for the month and -0.7% over the quarter. Colchester has maintained a significant underweight position in the Japanese bond market as relative valuations remain unattractive.

In Europe the ECB kept rates on hold but acknowledged that inflation was falling and that rate cuts were likely later in the year. Headline inflation is now down to 2.6% although core inflation, ex-food and energy, remains higher at 3.1%. Despite the fall in inflation the jobs market in the Eurozone remains strong with unemployment now down to 6.4%, the lowest since the Euro was created. German bonds returned -1.3% over the quarter whilst the Italian bond market performed well with a return of 0.9% over the same period. In the UK the Bank of England also signaled that rates may be cut later in the year and the bond market there returned -2.0% in the quarter. Elsewhere, New Zealand returned -0.3%, Australia 0.9% and Mexico rallied 0.8% over the quarter. The Colchester programme holds an overweight position in all of these markets.

Over the quarter the US dollar strengthened against nearly all other benchmark currencies as investors pushed back expectations of lower US interest rates. The notable exception was the Mexican peso which rose by 1.9% over the quarter continuing a strong run that has reduced the undervaluation of the currency and led us to reduce exposure in the Colchester programme. Despite the Bank of Japan raising interest rates the Japanese yen weakened by -6.8% and is now at its weakest level in over thirty years against the US dollar. Colchester maintained an overweight in the Yen on account of the large undervaluation. Meanwhile the Euro declined -2.2%, whilst the British pound fell a modest -0.9%.

The Colchester Global Government Bond Fund - Class I

APIR Code ETL5525AU

As of 31/03/2024



Sales & Marketing Enquiries



Monica Hood
Head of Distribution - Australia and New Zealand

Email: mhood@colchesterglobal.com

Phone: +61 431 478 780

Team Email: MarketingClientServiceAUSNZ@colchesterglobal.com

Website:

Fund Administration & Client Service Enquiries

Colchester Global Investors Unit Registry

Applications

Email: colchester@onevue.com.au

Fax: +61 3 8672 7741

Post: GPO Box 804

Melbourne, VIC 3001

Client Service Enquiries


Email: colchester@onevue.com.au

Phone: +61 3 9046 4040

Transactions

Email: colch.transactions@onevue.com.au

Fund Shareclass Research Ratings



Colchester Fund Awards



Important Information and Disclosures

This document is prepared by Colchester Global Investors (Singapore) Pte. Ltd (ABN 58 159 947 583). Equity Trustees Limited (ABN 46 004 031 298, AFSL 240975), a subsidiary of EQT Holdings Limited (ABN 22 607 797 615), a publicly listed company on the Australian Securities Exchange (ASX: EQT), is the Responsible Entity of the Colchester Global Government Bond Fund (ARSN 168 909 671) (the "fund"). This document is not intended to be securities or financial product advice and should not be relied upon as such. To obtain a copy of the Fund's PDS please contact Colchester. The PDS should be considered in deciding whether to acquire, or continue to hold, an investment in the Fund. This information is of a general nature only and does not take into account the investment objectives, financial situation or particular needs of any investor and should not be taken as a securities or stock recommendation. These factors should be considered before any investment decision is made in relation to the Fund. The performance of the Fund is not guaranteed. Colchester, Equity Trustees Limited and their related parties, their employees and directors make no representation (express or implied) and shall have no liability in any way arising from the provision of this document for any loss or damage, direct or indirect, arising from the use of this document.

Capitalised terms used in this factsheet without definition have the meaning given in the PDS. Investors should read this information and seek advice before making an investment in the Fund. Past performance is not a prediction or guarantee of future performance and the value of any investment may fall as well as rise. Investment in the Fund puts your capital at risk. You may lose some or all of your investment.

Net of fee returns reflect the deduction of fees and expenses and are calculated on the basis of the applicable fee rates as described in the PDS. Additional information regarding policies and procedures for calculating and reporting returns is also available on request. Where any part of the total cost of your investment is paid in, or represents an amount of, a currency other than the Share Class currency, these costs may increase or diminish as a result of currency and exchange rate fluctuations.

Where an investor's own currency is different from the Fund currency, the return on investments could be affected by fluctuations in the exchange rate.

This information is provided for indicative purposes only, and is supplied in good faith based on sources which we believe, but do not guarantee, to be accurate or complete as of the date of this factsheet. Such information is current as of the date of this factsheet and may be subject to change without notice. If there is any conflict between this factsheet and the PDS, the PDS shall prevail.

This factsheet is not to be used or considered as an offer to sell or solicitation of an offer to buy any securities. Nothing in this factsheet should be construed as providing any type of investment, tax or other advice, or be considered a solicitation, recommendation, endorsement or offer to purchase or sell any financial instrument.

The Fund can invest in bonds (which may include inflation linked bonds) issued by governments, government agencies and supra-national agencies (such as the World Bank), irrespective of whether such bonds are included in the benchmark. The Fund will tend to purchase bonds with characteristics similar to those in the benchmark however, the investment strategy can lead to significant deviation from the benchmark in terms of country and currency weightings and duration, which can cause the return of the Fund to differ significantly from that of the benchmark. The Fund can invest in currencies using contracts on the spot and forward market, such as forward currency contracts (contracts to buy or sell a currency at a specified future time at an agreed price).

London Stock Exchange Group plc and its group undertakings (collectively, the "LSE Group"). © LSE Group 2024. FTSE Russell is a trading name of certain of the LSE Group companies. "FTSE" is a trade mark of the relevant LSE Group companies and is used by any other LSE Group company under license. "TMX" is a trade mark of TSX, Inc. and used by the LSE Group under license. All rights in the FTSE Russell indexes or data vest in the relevant LSE Group company which owns the index or the data. Neither LSE Group nor its licensors accept any liability for any errors or omissions in the indexes or data and no party may rely on any indexes or data contained in this communication. No further distribution of data from the LSE Group is permitted without the relevant LSE Group company's express written consent. The LSE Group does not promote, sponsor or endorse the content of this communication. Valuation and returns have been calculated in AUD as at month end. The WMR exchange rate used by the index provider in compiling FTSE World Government Bond Index 100% hedged in Australian dollars (AUD) is the predominant exchange rate used in valuing the Fund.

All securities are rated by Nationally Recognized Statistical Rating Organizations (NRSRO) Moody's, Standard & Poor's (S&P), and/or Fitch. If a security is rated by more than one of these organisations, the highest rating assigned is used in our credit rating breakdowns. Ratings are measured on a scale that generally ranges from AAA (being the highest) to D (being the lowest).

Colchester Global Investors (Singapore) Pte. Ltd is registered in Singapore, Company Registration No: 201202440M. Registered Office: 6 Battery Road #40-02A, Six Battery Road, Singapore 049909. Colchester Global Investors (Singapore) Pte. Ltd holds a capital markets services licence in fund management issued by the Monetary Authority of Singapore pursuant to the Securities and Futures Act 2001. Colchester Global Investors (Singapore) Pte. Ltd is exempt from the requirement to hold an Australian financial services licence under the Corporations Act 2001 (Cwlth) in respect of financial services provided to wholesale clients in Australia. Colchester Global Investors (Singapore) Pte. Ltd. is regulated by the Monetary Authority of Singapore under Singaporean laws which differ from Australian laws. Therefore, Australian wholesale clients are not necessarily subject to the same types of legal protections or remedies that they would enjoy if Colchester was directly subject to the Corporations Act. Colchester is entitled to offer its financial services in Australia pursuant to an exemption from the requirement to hold an Australian Financial Services Licence under the Corporations Act, on the basis, among other things, that the clients are Wholesale Clients within the meaning of the Corporations Act.

The rating issued September 2023 Colchester Global Government Bond Fund Class I is published by Lonsec Research Pty Ltd ABN 11 151 658 561 AFSL 421 445 (Lonsec). Ratings are general advice only, and have been prepared without taking account of your objectives, financial situation or needs. Consider your personal circumstances, read the product disclosure statement and seek independent financial advice before investing. The rating is not a recommendation to purchase, sell or hold any product. Past performance information is not indicative of future performance. Ratings are subject to change without notice and Lonsec assumes no obligation to update. Lonsec uses objective criteria and receives a fee from the Fund Manager. Visit lonsec.com.au for ratings information and to access the full report. © 2023 Lonsec. All rights reserved.

The Zenith Investment Partners (ABN 27 103 132 672, AFS Licence 226872) ("Zenith") rating (assigned March 2024 for ETL5525AU) referred to in this piece is limited to "General Advice" (s766B Corporations Act 2001) for Wholesale clients only. This advice has been prepared without taking into account the objectives, financial situation or needs of any individual, including target markets of financial products, where applicable, and is subject to change at any time without prior notice. It is not a specific recommendation to purchase, sell or hold the relevant product(s). Investors should seek independent financial advice before making an investment decision and should consider the appropriateness of this advice in light of their own objectives, financial situation and needs. Investors should obtain a copy of, and consider the PDS or offer document before making any decision and refer to the full Zenith Product Assessment available on the Zenith website. Past performance is not an indication of future performance. Zenith usually charges the product issuer, fund manager or related party to conduct Product Assessments. Full details regarding Zenith's methodology, ratings definitions and regulatory compliance are available on our Product Assessments and at <https://www.zenithpartners.com.au/our-solutions/investment-research/regulatory-guidelines/>.

Colchester Global Government Bond Fund Class I has a Morningstar Medalist Rating™ of 'Bronze' as of 05-04-2023. © 2024 Morningstar, Inc. All rights reserved. Neither Morningstar, its affiliates, nor the content providers guarantee the data or content contained herein to be accurate, complete or timely nor will they have any liability for its use or distribution. This report or data has been prepared for clients of Morningstar Australasia Pty Ltd (ABN: 95 090 665 544, AFSL: 240892) and/or New Zealand wholesale clients of Morningstar Research Ltd, subsidiaries of Morningstar, Inc. Any general advice has been provided without reference to your financial objectives, situation or needs. For more information refer to our Financial Services Guide at www.morningstar.com.au/s/fsg.pdf. You should consider the advice in light of these matters and if applicable, the relevant Product Disclosure Statement before making any decision to invest. Morningstar's publications, ratings and products should be viewed as an additional investment resource, not as your sole source of information. Morningstar's full research reports are the source of any Morningstar Ratings and are available from Morningstar or your adviser. Past performance does not necessarily indicate a financial product's future performance. To obtain advice tailored to your situation, contact a financial adviser.

© 2024 FE Money Management. All rights reserved. The information, data, analyses, and opinions contained herein (1) include the proprietary information of FE Money Management (2) may not be copied or redistributed (3) do not constitute investment advice offered by FE Money Management (4) are provided solely for informational purposes and therefore are not an offer to buy or sell a security (5) are not warranted to be correct, complete, or accurate. FE Money Management shall not be responsible for any trading decisions, damages, or other losses resulting from, or related to, this information, data, analyses, or opinions or their use. FE Money Management does not guarantee that a fund will perform in line with its Fund Manager of the Year award as it reflects past performance only. Likewise, the Fund Manager of the Year award should not be any sort of guarantee or assessment of the creditworthiness of a fund or of its underlying securities and should not be used as the sole basis for making any investment decision.

Zenith Investment Partners Pty Ltd ABN 27 103 132 672 AFSL 226872 Fund Awards issued 13 October 2023 & 14 October 2022 are solely statements of opinion and not a recommendation in relation to making any investment decisions. Fund Awards are current for 12 months and subject to change at any time. Fund Awards for previous years are for historical purposes only. Full details on Zenith Fund Awards at <https://www.zenithpartners.com.au/zenith-fund-awards-2023/>.

The Colchester Global Government Bond Fund's Target Market Determination is available at <https://colchesterglobal.com.au/invest-with-colchester-global/>. A Target Market Determination is a document which is required to be made available from 5 October 2021. It describes who this financial product is likely to be appropriate for (i.e. the target market), and any conditions around how the product can be distributed to investors. It also describes the events or circumstances where the Target Market Determination for this financial product may need to be reviewed.

Information about how to make a complaint about the Fund, any right to compensation and any cancellation rights will be provided to you upon request.

Responsible investing is an integral part of the investment process however Colchester never makes investment decisions based solely upon ESG factors. Unless specified in the offering documents, specific assets with poor ESG ratings may not be excluded from portfolios.

No part of this document may be reproduced or published in any form or by any means without Colchester's prior written permission.